



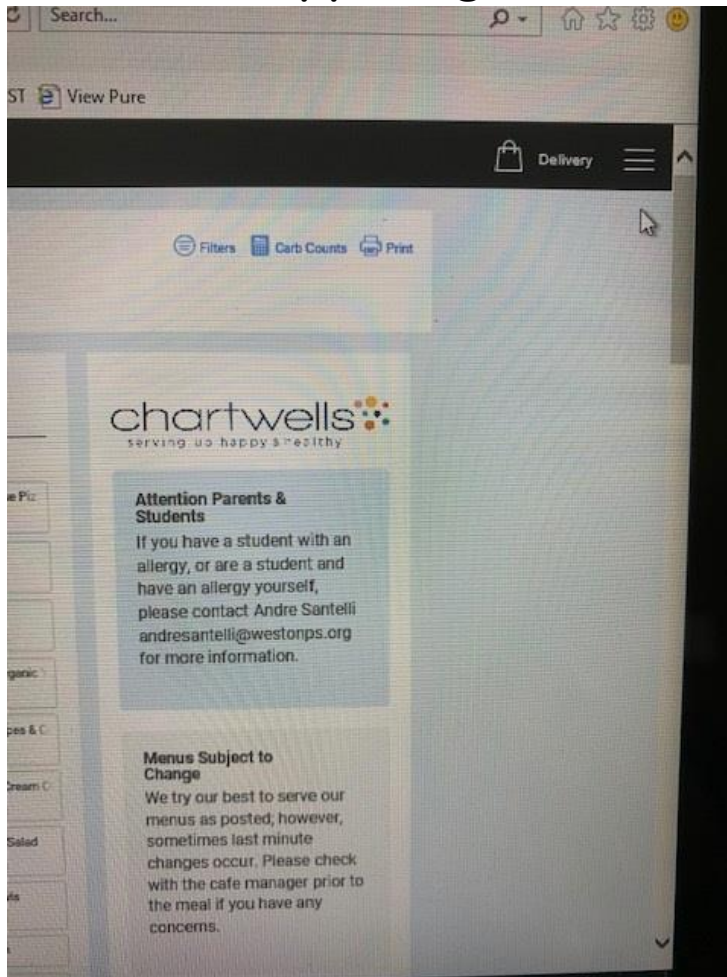
FAQ's:

Q.) What is nutrislice?

A.) It is simply an online ordering app that will collect your orders and send them to our kitchens. You do not need to add any funds to nutrislice. Accounts are still funded through my school bucks with credit cards or by checks sent in to our offices. Any balances you had last year are still available for you to use this year.

Q.) How do I create a Nutrislice account?

A.) Log on to westonps.nutrislice.com or on a mobile device, download the app from the app store. Once on the page, click the 3 horizontal lines in the upper right hand corner.



Next click “log in”

Menu

Discovery Kitchen News

Nutrition Calculator

Contact

Select A Language

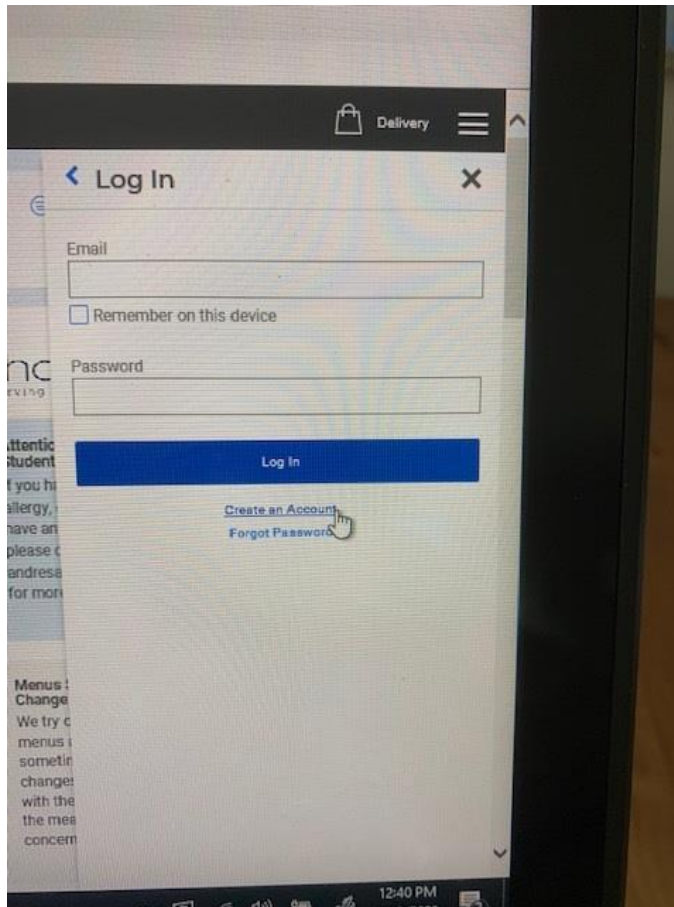
[Log In](#)

nc
ving

ttentic
tudent
you hi
llergy,
lave an
please c
andrese
for mor

Menus :
Change
We try c
menus i
sometin
change:
with the
the mea
concern

Then click, “create an account.”



While setting up your account, you will need your child’s PIN number. If you do not know it, it can be found by doing the following:

- Log into the parent portal**
- Select the child in the upper left**
- Select attendance history**
- You will see that child’s student # (PIN)**

Q.) How do I fund an account?

A.) There are 2 ways to fund an account. You may send in a check payable to “Weston School Lunch Program.” Please include students name and PIN number on the check. Or you may fund an account online through MySchoolBucks. For more information see the district culinary service tab

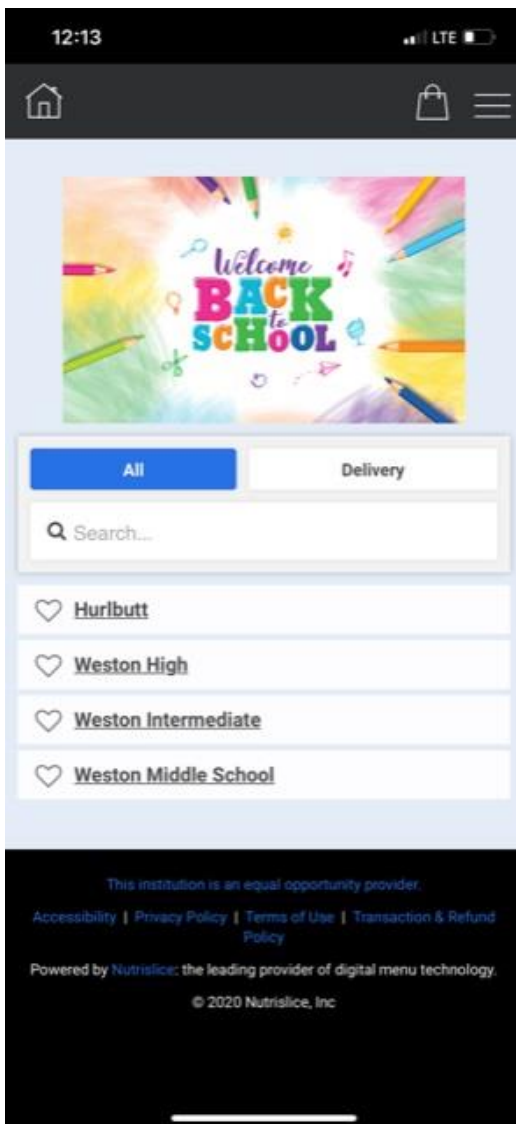
<https://westonps.org/district/culinary-services/paying-for-lunch/>

Q.) When can I place my order?

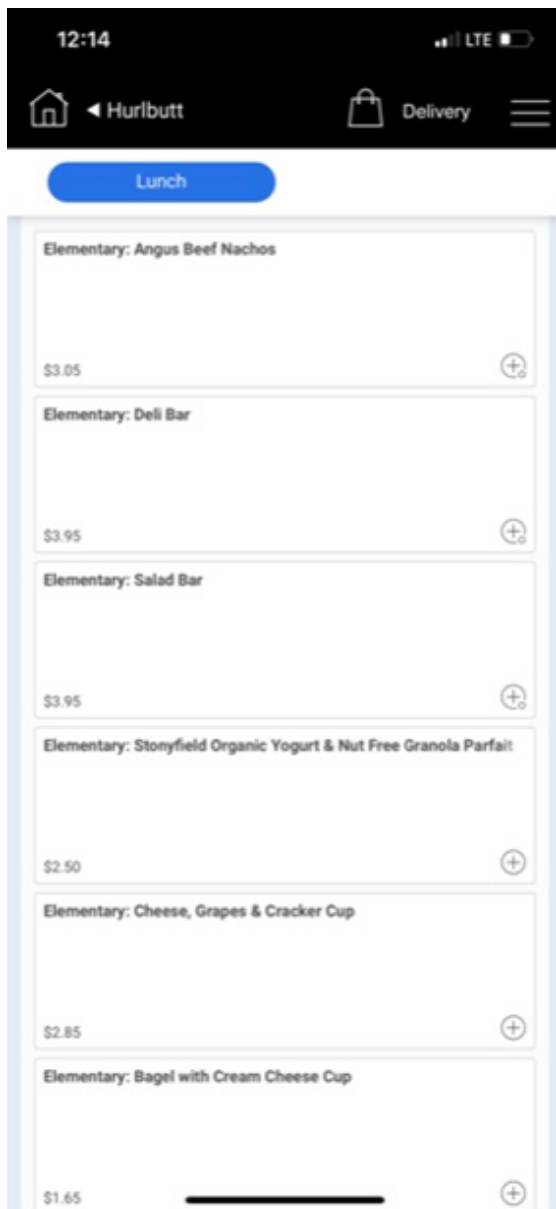
A.) Orders can be placed up to a day in advance. Order cutoff times are 8 am the day of service.

Q.) How do I place my order?

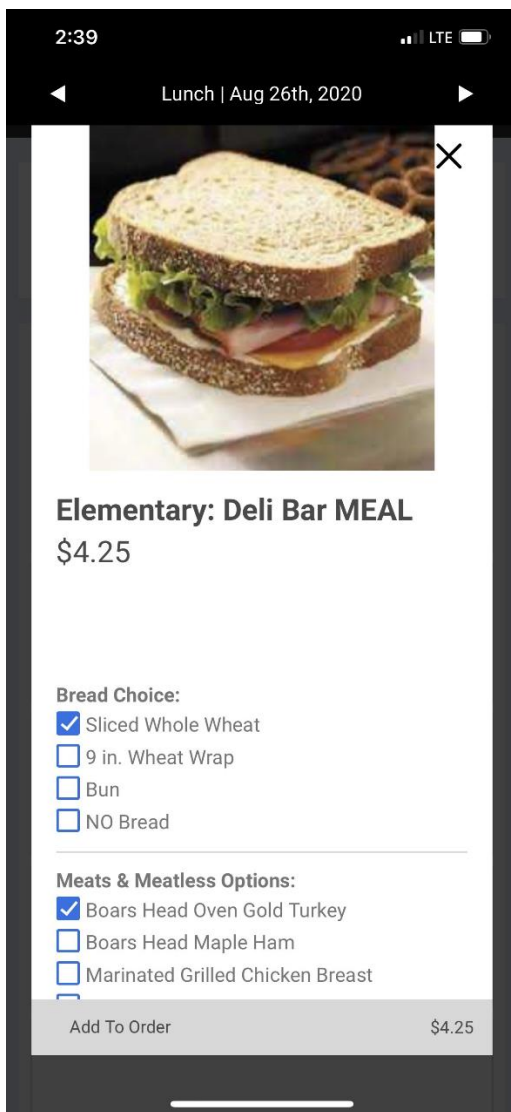
A.) Once you have created your account in nutrislice, click on the school your child attends to see that school's menu.



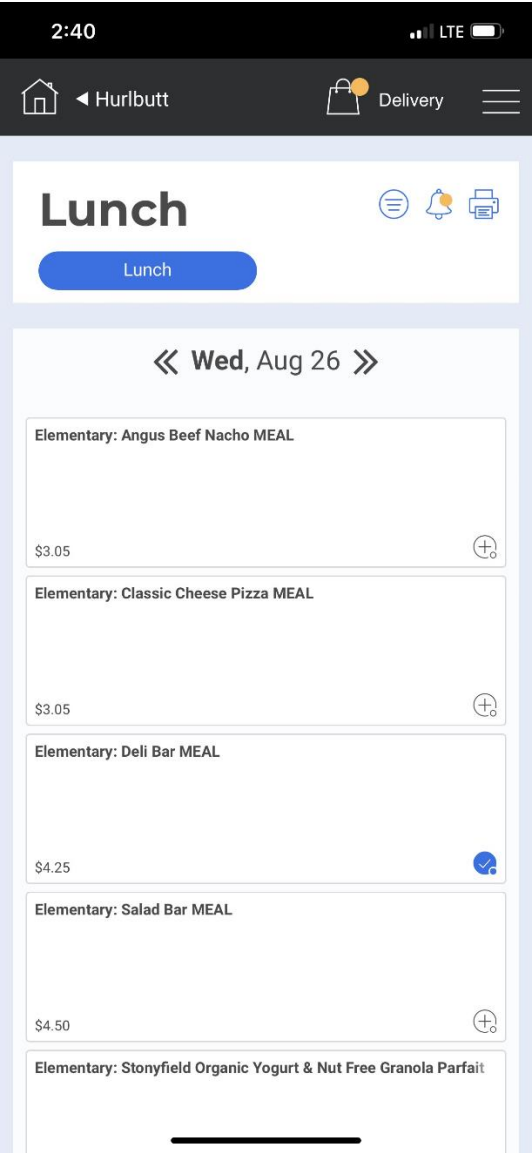
If you see a + in the bottom right hand corner of a menu item that means that item is ready for pre-ordering.



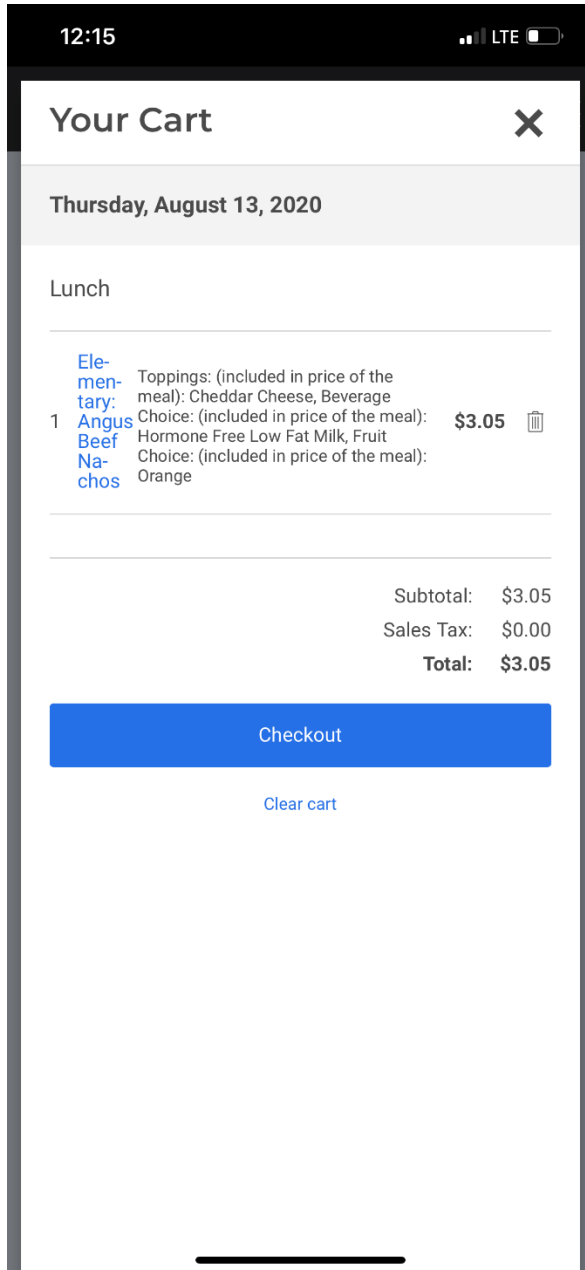
Clicking on a menu item will open the menu for further customization. Once you are satisfied with your selection click the blue banner at the bottom labeled “add to order.”



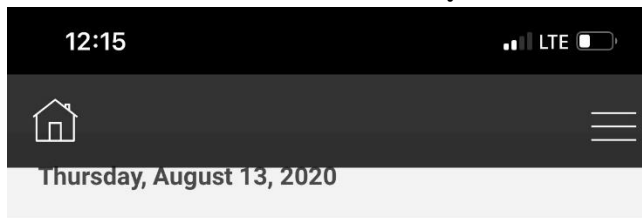
Repeat the process for any additional items or a la carte choices. When you are ready to submit the entire order click the bag icon on the top right of the screen,



then click “checkout,” and follow the checkout steps.



Use the drop down to select delivery/pick up information to complete the order.



Lunch

Homeroom Teacher*

Select an option ▼

1 ▼

Elementary:
Angus Beef
Nachos

Toppings: (included in price of the meal):
Cheddar Cheese,
Beverage Choice:
(included in price of the meal): Hormone Free Low Fat Milk, Fruit Choice:
(included in price of the meal): Orange

\$3.05



Paying with Pay with Staff ID

Subtotal: \$3.05
Sales Tax: \$0.00
Total: \$3.05

Payment Options

 Pay with Staff ID

Location: Hurlbutt
9 School Road, Weston, CT, USA

Your Information: andre santelli
andresantelli@westonps.org

Order Type: Delivery

Q.) What if I send my child with lunch and just want to order a la carte items, snacks or beverages?

A.) That is perfectly fine. You do not need to order full meals to be able to order a la carte snacks or beverages.

Q.) What do I do if I forgot to place an order and it's after 8 am the day of service?

A.) If your child notifies an adult that they have no lunch our cafeteria will provide them with something to eat.

Q.) How do I cancel an order?

A.) Orders can be cancelled through the nutrislice ordering system. Once logged in, go to "order history" and select "cancel order." Please note that orders cannot be cancelled after the cutoff time of 8 am. Please also note that if your order is not cancelled before the cutoff time your account will be charged and no refund will be given.

Q.) What if I have a student with a food allergy?

A.) As always parents of students with food allergies should contact andresantelli@westonps.org to discuss.