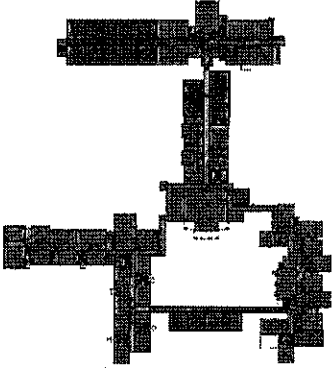
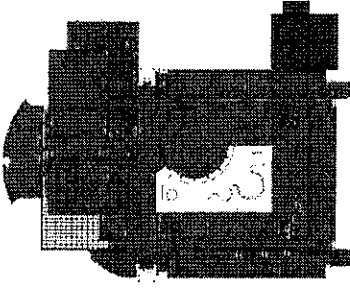
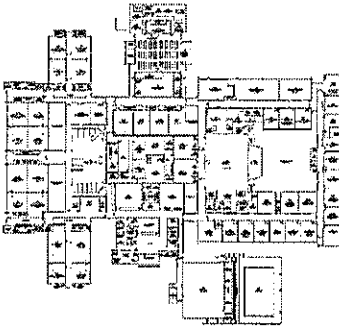



Weston Public Schools Facilities Feasibility Study - Phase 2
Reconfiguration Scenario Matrix 12.13.18



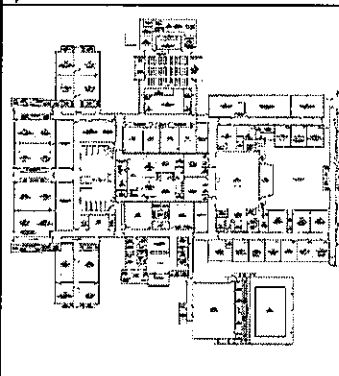

Scenario 1 Option A		Hurlbutt Elementary School	Weston Intermediate School	Weston Middle School	Weston High School	Total
PROPOSED PLANS OPTIONS	Grades	K-5th	6th - 8th	x	9th - 12th	
	Enrollment	896	583	0	805	2284
	Cost	\$ 16,022,500	\$ 4,420,000	\$ -	\$ -	\$ 20,442,500
	Design Concept	 29 classroom addition	 8 classroom addition			
	Comments:	<ul style="list-style-type: none"> • 3 areas of additions - 2 Story @ north • Addition encroaches baseball field • Needs more cafeteria space • May need more gym & specials 	<ul style="list-style-type: none"> • 2 story addition • Addition occupies grass play area • Need middle school lockers at gym? • May need more specials or sped • Hatched area could be lockers or tech (Not Included) 	<ul style="list-style-type: none"> • Pool, gym, locker rooms are a school district/town asset • Science classrooms need to be replaced or replicated • Music and art needs to be replaced or replicated 		
SQUARE FOOT & CLASSROOM DATA	additional instructional classroom quantity needs:	26	7			
	Sped (1 per grade):	3	1			
	total class:	29	8			
	average sq ft:	850	850			
	total net sq ft:	24,650	6,800			
	gross factor:	0.3	0.3			
	add:	7,395	2,040			
	total gross sq ft:	32,045	8,840			
	cost per sq ft:	\$ 500	500			
	total cost:	\$ 16,022,500	4,420,000			
	cafeteria nsf: (evaluation based on 3 waves)	existing cafeteria A=1675 nsf existing cafeteria B= 1531 nsf new cafeteria needs=4480 nsf	existing cafeteria=4539 nsf new cafeteria needs=2915 nsf			

* The Phase 1 - Facility Conditions costs are not included in the above project costs.





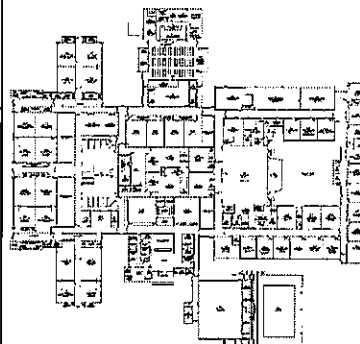
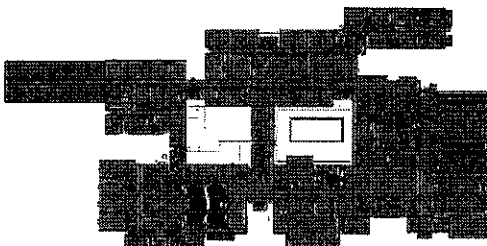
SILVER/PETRUCELLI ASSOCIATES
Architects / Engineers / Interior Designers

Weston Public Schools Facilities Feasibility Study - Phase 2
Reconfiguration Scenario Matrix 12.13.18

Scenario 1 Option B		Hurlbutt Elementary School	Weston Intermediate School	Weston Middle School	Weston High School	Total
PROPOSED PLANS OPTIONS	Grades	K-4th	5th - 8th	x	9th - 12th	
	Enrollment	719	763	0	805	2284
	Cost	\$ 11,050,000	\$ 9,945,000	\$ -	\$ -	\$ 20,995,000
	Design Concept					
		20 classroom addition	18 classroom addition			
	Comments:	<ul style="list-style-type: none"> • 2 Story Addition @ north house • Addition encroaches baseball field • Needs more cafeteria space • May need more gym & specials 	<ul style="list-style-type: none"> • 2 story addition • Addition occupies grass play area • May need more specials or sped • Hatched area could be lockers or tech (Not Included) 	<ul style="list-style-type: none"> • Pool, gym, locker rooms are a school district/town asset • Science classrooms need to be replaced or replicated • Music and art needs to be replaced or replicated 		
	additional instructional classroom quantity needs:	18	16			
	Sped (1 per grade):	2	2			
	total class:	20	18			
	average sq ft:	850	850			
total net sq ft:	17,000	15,300				
gross factor:	0.3	0.3				
add:	5,100	4,590				
total gross sq ft:	22,100	19,890				
cost per sq ft:	\$ 500	\$ 500				
total cost:	\$ 11,050,000	\$ 9,945,000				
cafeteria nsf: (evaluation based on 3 waves)	existing cafeteria A=1675 nsf existing cafeteria B= 1531 nsf new cafeteria needs=3595 nsf	existing cafeteria=4539 nsf new cafeteria needs=3815 nsf				

* The Phase 1 - Facility Conditions costs are not included in the above project costs.

Weston Public Schools Facilities Feasibility Study - Phase 2
Reconfiguration Scenario Matrix 12.13.18


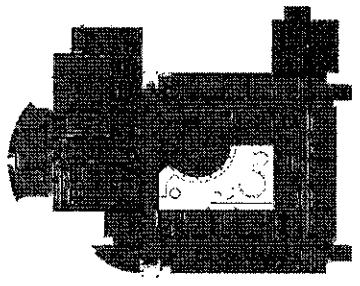
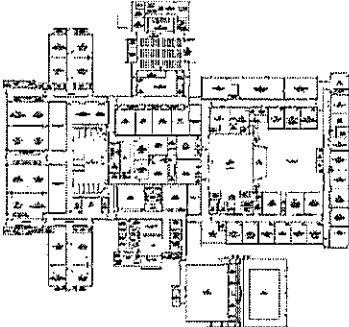

Scenario 1 Option C		Hurlbutt Elementary School	Weston Intermediate School	Weston Middle School	Weston High School	Total
PROPOSED PLANS OPTIONS	Grades	K-4th	5th - 7th	x	8th - 12th	
	Enrollment	719	568	0	1000	2284
	Cost	\$ 11,050,000	\$ 5,525,000	\$ -	\$ 6,630,000	\$ 23,205,000
	Design Concept					
		20 classroom addition	18 classroom addition		12 classroom addition	
	Comments:	<ul style="list-style-type: none"> • 2 Story Addition @ north house • Addition encroaches baseball field • Needs more cafeteria space • May need more gym & specials 	<ul style="list-style-type: none"> • 2 story addition • Addition occupies grass play area • May need more specials or sped • Hatched area could be lockers or tech (Not Included) 	<ul style="list-style-type: none"> • Pool, gym, locker rooms are a school district/town asset • Science classrooms need to be replaced or replicated • Music and art needs to be replaced or replicated 	<ul style="list-style-type: none"> • 8th grade wing • Addition occupies parking & project adventure course • Cafeteria is slightly undersized 	
SQUARE FOOT & CLASSROOM DATA	additional instructional classroom quantity needs:	18	9		11	
	Sped (1 per grade):	2	1		1	
	total class:	20	10		12	
	average sq ft:	850	850		850	
	total net sq ft:	17,000	8,500		10,200	
	gross factor:	0.3	0.3		0.3	
	add:	5,100	2,550		3,060	
	total gross sq ft:	22,100	11,050		13,260	
	cost per sq ft:	\$ 500	\$ 500		\$ 500	
	total cost:	\$ 11,050,000	\$ 5,525,000		\$ 6,630,000	
	cafeteria nsf: (evaluation based on 3 waves)	existing cafeteria A=1675 nsf existing cafeteria B= 1531 nsf new cafeteria needs=3595 nsf	existing cafeteria=4539 nsf new cafeteria needs=2840 nsf		existing cafeteria=4785 nsf new cafeteria needs=5000nsf	

* The Phase 1 - Facility Conditions costs are not included in the above project costs.





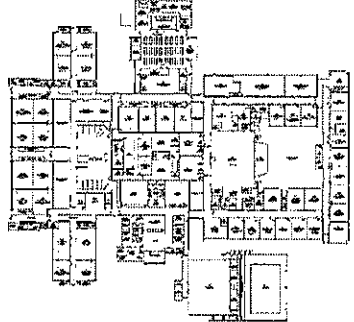
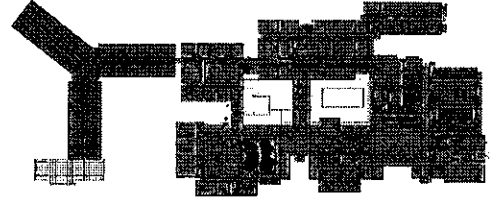
SILVER/PETRUCCI+ASSOCIATES
Architects / Engineers / Interior Designers

Weston Public Schools Facilities Feasibility Study - Phase 2
Reconfiguration Scenario Matrix 12.13.18

Scenario 1 Option D		Hurlbutt Elementary School	Weston Intermediate School	Weston Middle School	Weston High School	Total
PROPOSED PLANS OPTIONS	Grades	K-3rd	4th - 6th	x	7th - 12th	
	Enrollment	552	532	0	1200	2284
	Cost	\$ 5,525,000	\$ 4,420,000	\$ -	\$ 13,260,000	\$ 23,205,000
	Design Concept					
		10 classroom addition	8 classroom addition		24 classroom addition	
Comments:	<ul style="list-style-type: none"> • 2 Story Addition @ north house • Begins to encroach baseball field 	<ul style="list-style-type: none"> • 2 story addition • Addition occupies grass play area 	<ul style="list-style-type: none"> • Pool, gym, locker rooms are a school district/town asset • Science classrooms need to be replaced or replicated • Music and art needs to be replaced or replicated 	<ul style="list-style-type: none"> • 2 story addition for 7th and 8th wing • Addition occupies parking & project adventure course • Cafeteria is undersized 		
SQUARE FOOT & CLASSROOM DATA	additional instructional classroom quantity needs:	9	7		22	
	Sped (1 per grade):	1	1		2	
	total class:	10	8		24	
	average sq ft:	850	850		850	
	total net sq ft:	8,500	6,800		20,400	
	gross factor:	0.3	0.3		0.3	
	add:	2,550	2,040		6,120	
	total gross sq ft:	11,050	8,840		26,520	
	cost per sq ft:	\$ 500	\$ 500		\$ 500	
	total cost:	\$ 5,525,000	\$ 4,420,000		\$ 13,260,000	
cafeteria nsf: (evaluation based on 3 waves)	existing cafeteria A=1675 nsf existing cafeteria B= 1531 nsf new cafeteria needs=2760 nsf	existing cafeteria=4539 nsf new cafeteria needs=2660 nsf		existing cafeteria=4785 nsf new cafeteria needs=6000nsf		

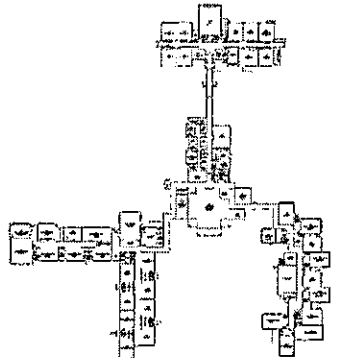

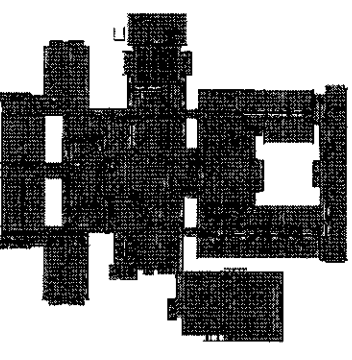

* The Phase 1 - Facility Conditions costs are not included in the above project costs.

Weston Public Schools Facilities Feasibility Study - Phase 2
Reconfiguration Scenario Matrix 12.13.18

Scenario 1 Option E	Hurlbutt Elementary School	Weston Intermediate School	Weston Middle School	Weston High School	Total
Grades	K - 2nd	3rd - 5th	X	6th - 12th	
Enrollment	389	507	0	1388	2284
Cost	\$ -	\$ -	\$ -	\$ 19,890,000	\$ 19,890,000
Design Concept					
Comments:			<ul style="list-style-type: none"> Pool, gym, locker rooms are a school district/town asset Science classrooms need to be replaced or replicated Music and art needs to be replaced or replicated 	<ul style="list-style-type: none"> 3 - 1 story wings for 6th, 7th and 8th (could go to 2 story) Addition occupies parking & project adventure course Cafeteria is undersized Hatched area indicates potential to create separate & café for middle school (Not Included) 	
SQUARE FOOT & CLASSROOM DATA	additional instructional classroom quantity needs:				33
	Sped (1 per grade):				3
	total class:				36
	average sq ft:				850
	total net sq ft:				30,600
	gross factor:				0.3
	add:				9,180
	total gross sq ft:				39,780
	cost per sq ft:				\$ 500
	total cost:				\$ 19,890,000
cafeteria nsf: (evaluation based on 3 waves)				existing cafeteria=4785 nsf new cafeteria needs=6940nsf	

* The Phase 1 - Facility Conditions costs are not included in the above project costs.

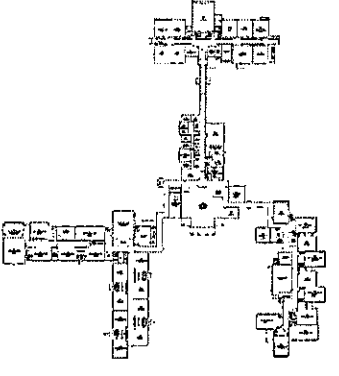



Weston Public Schools Facilities Feasibility Study - Phase 2
Reconfiguration Scenario Matrix 12.13.18

Scenario 2 Option A		Hurlbutt Elementary School	Weston Intermediate School	Weston Middle School	Weston High School	Total
PROPOSED PLANS OPTIONS	Grades	x	K - 5th	6th - 8th	9th - 12th	
	Enrollment	0	896	583	805	2284
	Cost	\$ -	\$ 17,127,500	\$ -	\$ -	\$ 17,127,500
PROPOSED PLANS OPTIONS	Design Concept		 31 classroom addition			
	Comments:		<ul style="list-style-type: none"> • PK thru 1st grade must be on exit level of discharge (exit at grade) • 2 story addition • Addition occupies parking, playground & grass play area • Need to relocate existing stair • May need more specials or sped 			
SQUARE FOOT & CLASSROOM DATA	additional instructional classroom quantity needs:		25			
	Sped (1 per grade):		6			
	total class:		31			
	average sq ft:		850			
	total net sq ft:		26,350			
	gross factor:		0.3			
	add:		7,905			
	total gross sq ft:		34,255			
	cost per sq ft:		\$ 500			
	total cost:		\$ 17,127,500			
	cafeteria nsf: (evaluation based on 3 waves)		existing cafeteria=4539 nsf new cafeteria needs=4480nsf			

* The Phase 1 - Facility Conditions costs are not included in the above project costs.

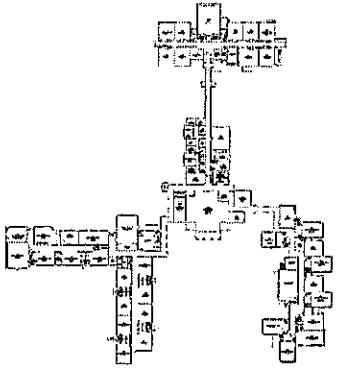


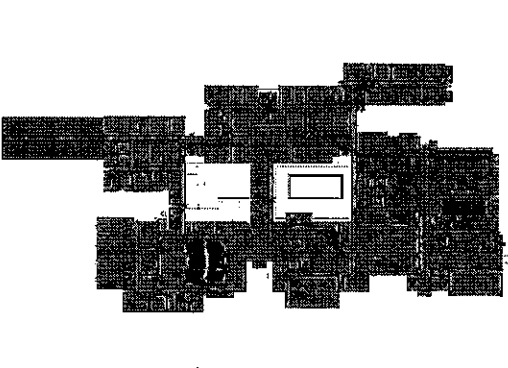


Weston Public Schools Facilities Feasibility Study - Phase 2
Reconfiguration Scenario Matrix 12.13.18

Scenario 2 Option B		Hurlbutt Elementary School	Weston Intermediate School	Weston Middle School	Weston High School	Total
Grades	x	K - 4th	5th - 8th	9th - 12th		
Enrollment	0	719	763	805		2284
Cost	\$ -	\$ 11,602,500	\$ 5,525,000	\$ -		\$ 17,127,500
DESIGNED PLANS OPTIONS	Design Concept					
	Comments:		<ul style="list-style-type: none"> • PK thru 1st grade must be on exit level of discharge (exit at grade) • 1 story addition to support PK-1 grades • Addition occupies parking, playground & grass play area • May need more specials or sped 	<ul style="list-style-type: none"> • 5th grade wing • Addition begins to encroach field • May begin to encroach wetlands 		
SQUARE FOOT & CLASSROOM DATA	additional instructional classroom quantity needs:		16	9		
	Sped (1 per grade):		5	1		
	total class:		21	10		
	average sq ft:		850	850		
	total net sq ft:		17,850	8,500		
	gross factor:		0.3	0.3		
	add:		5,355	2,550		
	total gross sq ft:		23,205	11,050		
	cost per sq ft:		\$ 500	\$ 500		
	total cost:		\$ 11,602,500	\$ 5,525,000		
	cafeteria nsf: (evaluation based on 3 waves)		existing cafeteria=4539 nsf new cafeteria needs=3595 nsf	existing cafeteria= 4198 nsf new cafeteria needs=3815 nsf		

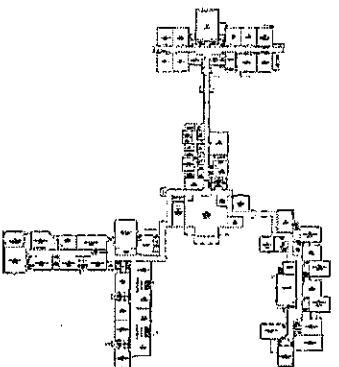



* The Phase 1 - Facility Conditions costs are not included in the above project costs.

Weston Public Schools Facilities Feasibility Study - Phase 2
Reconfiguration Scenario Matrix 12.13.18

Scenario 2 Option C		Hurlbutt Elementary School	Weston Intermediate School	Weston Middle School	Weston High School	Total
Grades	x		K - 4th	5th - 7th	8th - 12th	
Enrollment	0		719	763	1000	2482
Cost	\$ -	\$ -	11,602,500	\$ -	\$ 6,630,000	\$ 18,232,500
Design Concept						
Comments:			<p>21 classroom addition</p> <ul style="list-style-type: none"> • PK thru 1st grade must be an exit level of discharge (exit at grade) • 1 story addition to support PKJ-1 grades • Addition occupies parking, playground & grass play area • May need more specials or sped 		<p>12 classroom addition</p> <ul style="list-style-type: none"> • 8th grade wing • Addition occupies parking & project adventure course • Cafeteria is slightly undersized 	
SQUARE FOOT & CLASSROOM DATA	additional instructional classroom quantity needs:		16		11	
	Sped (1 per grade):		5		1	
	total class:		21		12	
	average sq ft:		850		850	
	total net sq ft:		17,850		10,200	
	gross factor:		0.3		0.3	
	add:		5,355		3,060	
	total gross sq ft:		23,205		13,260	
	cost per sq ft:		\$ 500		\$ 500	
	total cost:		\$ 11,602,500		\$ 6,630,000	
cafeteria nsf: (evaluation based on 3 waves)		existing cafeteria=4539 nsf new cafeteria needs=3595 nsf		existing cafeteria=4785 nsf new cafeteria needs=5000nsf		

* The Phase 1 - Facility Conditions costs are not included in the above project costs.

Weston Public Schools Facilities Feasibility Study - Phase 2
Reconfiguration Scenario Matrix 12.13.18

Scenario 2 Option D		Hurlbutt Elementary School	Weston Intermediate School	Weston Middle School	Weston High School	Total
PROPOSED PLANS OPTIONS	Grades	x	K - 3rd	4th - 6th	7th - 12th	
	Enrollment	0	552	532	1200	2284
	Cost	\$ -	\$ 5,525,000	\$ -	\$ 13,260,000	\$ 18,785,000
	Design Concept		 10 classroom addition		 24 classroom addition	
	Comments:				<ul style="list-style-type: none"> • 2 story addition for 7th and 8th wing • Addition occupies parking & project adventure course • Cafeteria is undersized 	
	additional instructional classroom quantity needs:		9		22	
	Sped (1 per grade):		1		2	
	total class:		10		24	
	average sq ft:		850		850	
	total net sq ft:		8,500		20,400	
gross factor:		0.3		0.3		
add:		2,550		6,120		
total gross sq ft:		11,050		26,520		
cost per sq ft:		\$ 500		\$ 500		
total cost:		\$ 5,525,000		\$ 13,260,000		
cafeteria nsf: (evaluation based on 3 waves)		existing cafeteria=4539 nsf new cafeteria needs=2760 nsf		existing cafeteria=4785 nsf new cafeteria needs=6000nsf		

* The Phase 1 - Facility Conditions costs are not included in the above project costs.