







LEGEND

	PROPERTY LINES
	SET BACKS
	WETLANDS
	WETLAND 100' SETBACKS
	SITE CONSTRAINT
	AREA TO BUILD



WIS SITE ANALYSIS
SCALE: NTS

